

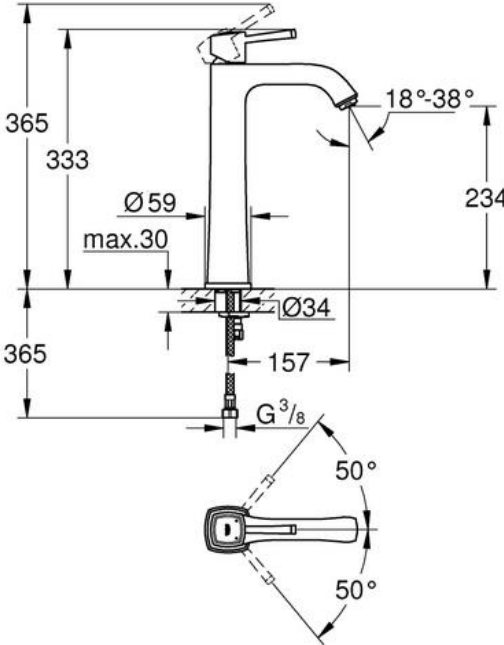




PROJECT		REF		REV	ITEM CODE	
LOCATION		DATE			PAGE	

## SANITARY WARE SPECIFICATION SHEET

Item Descriptions	GROHE (Germany) "Grandera" Single-lever free stand basin mixer 1/2" XL-Size	Illustration/ Drawing
Dimensions	L157 x W59 x H365 mm	
Model	23313000	
Finish / Material	Chrome Plated	
Country of origin	Germany	
Manufacturer	GROHE Limited	
Supplier	Acme Sanitary Ware Co. Ltd Mr. Eric Wong/ Mr. Don Yuen	
Contact Tel/Fax	(852) 2388-7171 / (852) 2710-8012	
E-mail	acme@acmesanitary.com.hk	
Website	www.acmesanitary.com.hk	
<p><b>"Grandera"</b> <b><u>Basin mixer 1/2" XL-Size</u></b></p> <ul style="list-style-type: none"><li>• for free-standing basins</li><li>• 28 mm ceramic cartridge with <b>GROHE SilkMove</b></li><li>• temperature limiter</li><li>• <b>GROHE StarLight</b> chrome finish</li><li>• <b>GROHE EcoJoy</b> technology for less water and perfect flow</li><li>• <b>GROHE QuickFix</b> installation system</li><li>• <b>GROHE AquaGuide</b> adjustable mousseur 5.7 l/min</li><li>• smooth body</li><li>• flexible connection hoses</li></ul> <div><div><div>23313000</div><div>23313IG0</div><div>23313DA0</div></div></div>		
		<p><b>Colour options:</b></p> <div><div><div>● 000   StarLight Chrome</div><div>● IG0   Chrome/Gold</div><div>● DA0   Warm Sunrise</div></div></div>

Note:

\* All information of the above is for the reference only. No prior notice is made if any changes.



PROJECT		REF		REV	ITEM CODE	
LOCATION		DATE			PAGE	

## SANITARY WARE SPECIFICATION SHEET

### GROHE GRANDERA

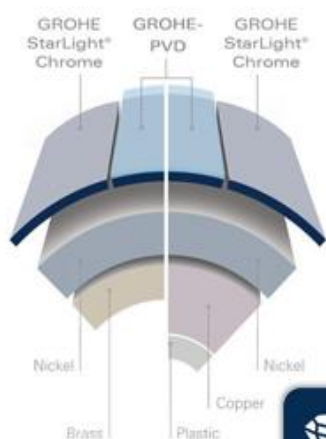
#### TOMORROW'S GRAND STYLE

The GROHE Grandera collection is both a homage to an age of grandeur long past and an affirmation of modern sensibility, combining the highest standards of quality and craftsmanship with a love of detail and comfort.

Stylistically, the Grandera collection can be combined with a wide range of bathroom furnishings, with the added flexibility of two colors – chrome and chrome / gold.




#### GROHE StarLight®



GROHE surface  
hardness

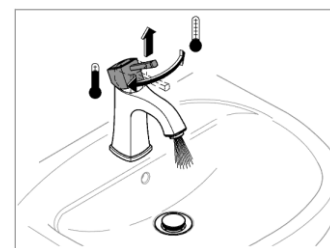


GROHE scratch  
resistance



#### Grohe SilkMove

Only Grohe mixers deliver the unique Grohe SilkMove experience. The rich, smooth handling of our single-lever mixers perfectly expresses the quality and superiority of our brand. The Grohe SilkMove cartridge delivers gradual and precise control of the water flow and temperature.



#### AQUAGUIDE

Variable spout end for  
adjustment of water flow.



#### GROHE SilkMove cartridge technology for smooth handling

This premium tap comes with a continuously variable water temperature and volume adjustment technology, ensuring effortless lever operation even after years of use.



#### GROHE EcoJoy with water-saving function for reduced consumption

GROHE EcoJoy reduces water consumption by up to 50% without compromising on performance. Whenever you turn on your tap, you will enjoy a full jet of water while saving money nonetheless.



#### GROHE QuickFix Plus quick and easy installation in a few simple steps

Save time on the installation of your tap with GROHE QuickFix Plus. Consisting of fewer parts, our new system makes the installation process quicker and easier than ever.

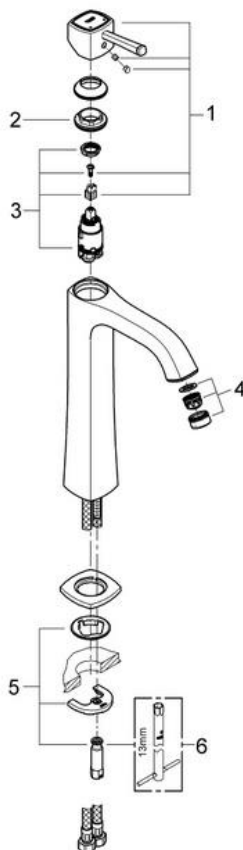
Note:

\* All information of the above is for the reference only. No prior notice is made if any changes.



PROJECT		REF		REV	ITEM CODE	
LOCATION		DATE			PAGE	

## SANITARY WARE SPECIFICATION SHEET



Pos.-nr.	Prod. description	Order-nr.
1	Lever	46836000
2	Fitting ring	46715000
3	Cartridge	46580000
4	Flow straightener	46837000
5	Shank fastening assembly	46671000
6	Mounting wrench	19017000*

\* Optional accessories

Note:

\* All information of the above is for the reference only. No prior notice is made if any changes.